



Combo

# Contents

---

The Vauxhall LCV Range

---

Introduction

---

Versatility

---

Cabin interior

---

Combo Crew Van

---

---

Combo lowdown

---

Safety and driver assistance

---

Efficiency and driving dynamics

---

Combo range

---

Colours

---

---

Options

---

Accessories

---

The last word

---

Price and Specification

---

## How to use this brochure

This brochure showcases some of the highlights of Combo. Please note that some of the vehicles shown include options available at extra cost and not all of the features described are available on every model. You can click through to the Combo Price and Specification Guide for all the latest details.

**Please note, due to ongoing shortages in the global supply chain, some Combo models may be built with reduced levels of standard equipment. Please consult your supplying Retailer for further details.**



# Carries British business

We have a long and rich history building light commercial vehicles in Britain. With 90 years of experience that has helped shape the way we build our vans today; vehicles that are truly tried and tested, and have become iconic on British roads. And with the launch of the New Movano, Vauxhall now lead the way in offering a fully electric powertrain across its entire LCV range.

New Movano joins Combo and Vivaro to complete a range that's innovative, hardworking and totally in tune with the wants and needs of British businesses. With New Movano variations for every kind of job, from panel vans and doublecabs, to box vans, tippers, dropsides and many more specialist applications. And our van building expertise hasn't gone

unnoticed. Not only do we build more light commercial vehicles here in the UK than any other manufacturer, we are the UK's best-selling electric LCV brand. Not content, we recently announced a £100 million investment in our UK plant at Ellesmere Port to transform the facility for a new era in the manufacturing of electric LCV models.

# Cometh the hour, cometh the van

Meet the Combo. Our compact panel van does the basics brilliantly and yet is packed with features lifting it way above the ordinary. Combo not only looks the business, it does the business. Hard-working, rugged and practical, its versatility is its biggest strength – designed to help you get the job done. There's a model that will work for you, whatever your trade.

A huge load volume, up to c1.0 tonne payload, smart safety tech and advanced connectivity make the Combo better than ever.



# Highlights



1

Experience an all-electric powerplant with zero emissions, a range of up to **174 miles** and an 80% charge in just **30 minutes**.



2

Enjoy an impressively useful maximum load volume of up to **4.4cu.m**, a load length of up to **3.44 metres** and a **1 tonne** payload.



3

Turn the cabin into your own personal workspace with the multi-function front passenger bench seat with **fold-down table**.



# Highlights

1. All-electric power Panel Van and Crew Van with little or **no compromise on payload and volume.**
2. Superior, **car-like driving dynamics**, and state-of-the-art automotive technology rarely found in commercial vehicles.
3. Highly efficient diesel engines ensure **competitive cost of ownership.**
4. Tailor your space with **two different body lengths.** Capable of taking up to two Euro pallets.
5. Increase your flexibility with the Flex Pack to give **you up to 3.4 metres** in load length and extra loadspace when you need it.

Combo-e

# Plug in work hard

The all-new, all-electric Combo-e gives you real-world commercial vehicle capabilities with little to no compromise. It leads the way with zero emissions, a 175 mile range and a seriously generous payload.

---

**Vehicle range**  
**up to 171 miles**

---

**Payload**  
**up to 803kg**

---



The Combo-e is a battery electric vehicle requiring mains electricity for charging. Range data given has been determined according to the WLTP (Combined) test procedure methodology. The figures shown are intended for comparability purposes only and should only be compared other cars tested to the same technical standard. The range you achieve under real world driving conditions will depend upon a number of factors, including but not limited to: the accessories fitted (pre and post registration); charging frequency; personal driving style; vehicle payload and route characteristics; variations in weather; heating/air conditioning; pre-conditioning and battery condition. For more information, contact your local Vauxhall Retailer.

# Run electric, no compromise

**1. Charging options:** Simple to charge, with a choice of two battery packs and a 7.5kW on-board charger. You can even opt for a larger 11kW version and charge up in as little as 30 minutes at a DC rapid charger.

**2. Electric efficiencies:** Substantial savings on fuel versus diesel models. Zero emissions mean no congestion charges in city centres. Cheaper to service and maintain. Up to 171 miles with virtually no operating compromises.

**3. Specific electric LCV connectivity:** Monitor essential info using the in-cab 3.5-inch digital display. Set delayed charging cycles, search for charging stations and a set navigation route, all from a smartphone app.

**4. Driving experience:** A unique driving experience with car-like ride and handling. An exceptional 260Nm of torque and a powerful 136PS. And an automatic transmission with compact auto shifter plus the ability to switch between three driving modes: ECO, Normal and Power. The regenerative braking system also helps to recharge the batteries.







# Does a ton of work, just like you

Combo has everything you would ever want (and need) from your work van – a low loading height, plenty of room and brilliant accessibility. Not to mention generous load volume and convenient easy-to-fold seats. Your working day just got a whole lot easier.

- **Up to 1.0 tonne max payload**
- **Up to 4.4cu.m load volume**
- **Takes two Euro pallets**
- **Up to 3.4m floor length**

## Loads of length\*

Thanks to the folding nearside passenger seat and load-through hatch, longer items up to 3.4m, such as pipes and ladders, can be stowed without having to leave the rear door open.



## Fully folding passenger seat\*

After even more space? You can fold the nearside passenger seat up and out the way, giving you extra loadspace in the footwell.



## Dual front passenger seat\*

The Flex Pack replaces the standard single seat with a multi-function fixed bench seat. The middle seat folds down to become a useful table, quickly transforming the cabin into your own mobile office.



\*Optional at extra cost on certain models as part of the Flex Pack.

# Works hard, plays harder

Combo's interior is full of fantastic features making every trip cool, calm and convenient.

The adjustable steering wheel and premium seats will keep you comfortable at all times – even Monday mornings.

- **Up to 15 storage compartments**
- **Bluetooth® connectivity standard**
- **DAB radio standard**
- **Smartphone projection available**
- **Sat Nav available**





The ultra-modern cabin has everything you need and you can opt for an 8-inch colour touchscreen\* for an even smarter experience. Combo also comes with an array of useful storage compartments (up to 15). Tidy.

- 1. Air conditioning:** Air-con keeps your cabin cool and you comfortable.
- 2. Smartphone projection\*\*:** Apple CarPlay or Android Auto™ projects your smartphone onto the 8-inch touchscreen putting communication at your fingertips.
- 3. Comfortable driving position:** Premium seats keep you comfy, even on long journeys.
- 4. Ergonomically designed controls:** Well-designed and well-placed controls make sure everything's right where you need it.

\*Optional at extra cost on certain models. Apple CarPlay is a trademark of Apple Inc., registered in the U.S. and other countries. Android is a trademark of Google Inc., also registered in the U.S. and other countries.  
\*\*In-vehicle features should be used by drivers only when safe to do so. Drivers must be in full control of the vehicle at all times.

# More than a few crew

For extra versatility, go for the Combo L2 Crew van. You'll get five seats – two up-front and three in the second-row – giving you plenty of space for everything, and everyone.

- **Twin sliding side-access rear doors**
- **Can carry up to five crew**
- **60/40 split rear bench seat**

## 1. Room for a few more:

There's room for the driver and up to four crew, while the load is safely stowed behind a steel-framed mesh bulkhead.

## 2. Split-folding rear bench seat:

Short on space? You can fold down the rear bench and move the partition behind the front seats if you need to, increasing your loadspace back to a generous 4.0cu.m.

## 3. Easy access with twin sliding doors:

Twin sliding rear doors mean it's easy to get your hands on what you need, when you need it. While the flat loadspace makes it simple to fit everything in, safely.

## 4. Movable steel-framed mesh bulkhead:

The standard steel-framed mesh bulkhead fits behind the front seats or second-row seats to protect occupants from shifting loads.

# The Combo Lowdown

Just like your working day, Combo is full of variety. And so it should be. With a choice of wheelbases, body styles, and window options, it's easy to make it work for you.

To help you select the Combo that's just right for your business, we've adopted a straightforward naming scheme. L stands for length: there are two versions available, L1 (short wheelbase) and L2 (long wheelbase).

- 1. Panel van (L1):** The Combo's loadspace starts at 3.3cu.m with an impressive payload of up to 1.0 tonne.
- 2. Panel van (L2):** The long wheelbase panel van includes all the convenient features of the Combo with even more loadspace – up to a whopping 4.4cu.m.

- 3. Crew van (L2):** The 5-seater Crew van's smart and practical design comes with a foldable second-row passenger bench and twin sliding side-access rear doors for maximum versatility. A movable steel-framed mesh bulkhead is also standard.
- 4. Glazing options:** A convenient glazed bulkhead can be added as an extra cost option. In addition, the standard, unglazed asymmetric rear doors are available glazed at extra cost.

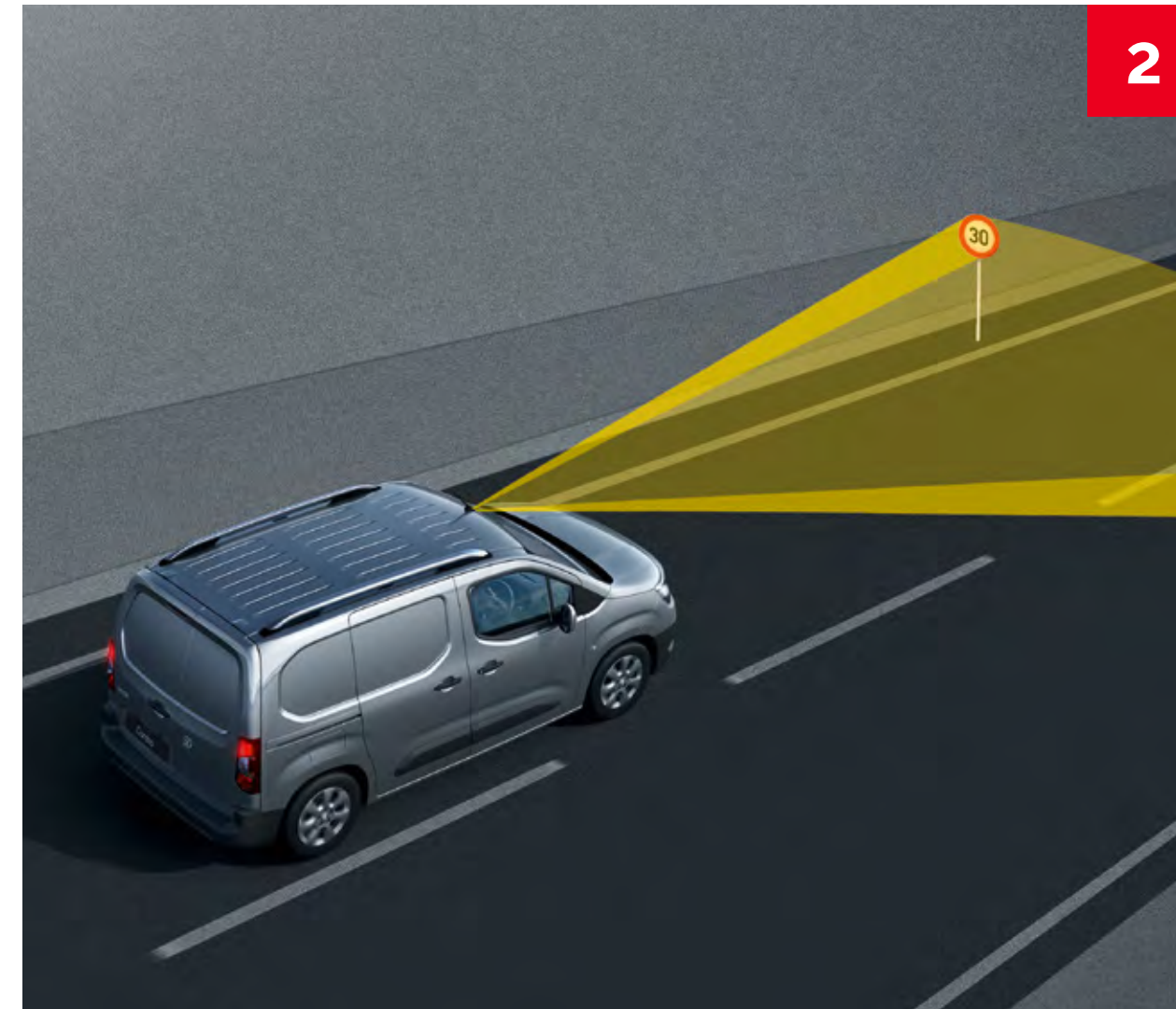
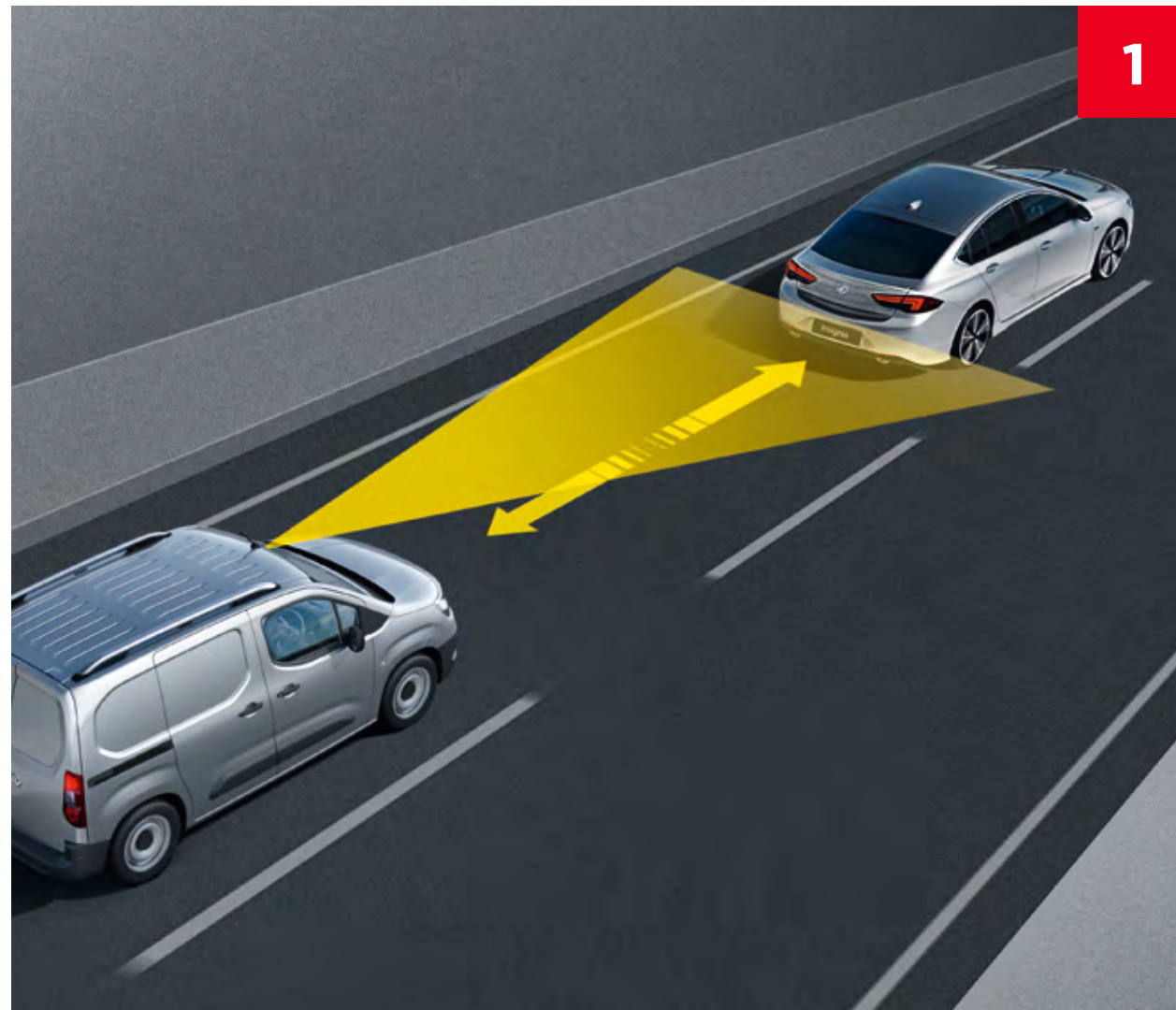




## Your right hand van

Combo's packed with smart features that make it one of the safest vans on the road – pretty handy when you spend so much time in it.

Options include a Safety Pack with innovative front camera system.



**Safety pack\*:**

Innovative front camera system featuring:

- Forward collision alert **(1)**: Warns you when you are approaching another vehicle too quickly
- Automatic emergency braking: Slows down or stops your van if you get too close
- Speed sign recognition **(2)**: Detects speed limits and displays them clearly on the instrument panel\*
- Lane-keep assist with lane departure warning **(3)**: Keeps you in lane with a sound alert then a gentle nudge of your steering wheel
- Driver drowsiness system: Alerts you if you show signs of tiredness, letting you know it's time to take a break

**Individual options include:**

- Front and rear parking distance sensors
- Surround rear vision camera **(4)**: Sends a rear view image to display in the interior rear-view mirror, keeping the driver informed of the surrounding traffic situation
- Front fog lights
- Electrically adjustable / heated / power-folding door mirrors

\*Optional at extra cost on certain models.



# Miles better engines

With a impressive range of punchy and efficient diesel engine options feature excellent fuel consumption and help minimise CO<sub>2</sub> emissions, there's something to work for your mileage and payload.

In 100 and 130PS power output, both turbo-diesel feature a fuel-efficient BlueInjection system, four cylinders and common rail fuel injection.

The Combo 1.5 Turbo Diesel can also be equipped with a sophisticated 8-speed automatic transmission.




#Fuel economy and CO<sub>2</sub> results for the Combo Van range: Combined mpg (l/100km): 42.2 (6.7) – 52.3 (5.4). CO<sub>2</sub> emissions: 176 – 140 g/km.

#Figures shown are for comparison purposes and should only be compared to the fuel consumption and CO<sub>2</sub> values of other vehicles tested to the same technical standard. The fuel consumption achieved, and CO<sub>2</sub> produced, in real world conditions will depend upon a number of factors including, but not limited to: the accessories fitted (pre and post registration); variations in weather; driving styles and vehicle load. The WLTP (Worldwide Harmonised Light Vehicles Test Procedure) is used to measure fuel consumption and CO<sub>2</sub> figures. The CO<sub>2</sub> figures display a range to reflect the highest value for the highest emitting version with all available options added, through to a minimum value to represent the lowest emitting version in standard specification.



# Go configure

Whoever you are and whatever your trade, there's a Combo to suit you perfectly. With two bodystyles, two GVWs plus the versatile Crew van and the Combo 4X4, there's a Combo to get the job done.



Every model is equipped to work just as hard as you do. Choose the trim and the configuration that works for you, select from a wide range of options and accessories, and rest assured your Combo won't let you down.

# You'll look the business

Combo helps you get the job done.  
And with four different colour options,  
you'll look good while you do it\*.

1. Jade White Solid
2. Pearl Black Two-coat Metallic
3. Moonstone Grey Two-coat Metallic
4. Quartz Silver Two-coat Metallic



\*Please refer to the latest Combo Price and Specification Guide by clicking through to [vauxhall.co.uk/gocombo](https://www.vauxhall.co.uk/gocombo) for details of colour availability by model and price. Due to the limitations of the printing process, the colours reproduced may vary slightly from the actual paint colour. As a result, they should be used as a guide only. Your Vauxhall Retailer has a comprehensive display of paint finishes.

# Pick your perfect combo

There's a whole host of options and option packs that make Combo work even harder.

## Load area:

- FlexCargo Pack **(1)**
- Plywood load floor covering
- Vinyl load floor covering **(2)**
- LED illuminated load area

## Construction Pack with IntelliGrip:

- Underride protection
- 215/65 R16 tyres
- Increased chassis height (+30mm)
- IntelliGrip comprises five modes to suit the driving conditions: ESP on, ESP off, snow, mud and sand. **(3)**

**Overload indicator (4):** Alerts or enables the driver to check if the vehicle's payload limit has been breached.

## Tow bar pre-installation:

- Tow bar pre-installation kit enables towing of up to 1500kg





# More choice, more you

For the perfect finishing touches, we've got a huge range of Genuine Vauxhall Accessories. Designed and manufactured to the same exacting standards as our vans, you're spoilt for choice.

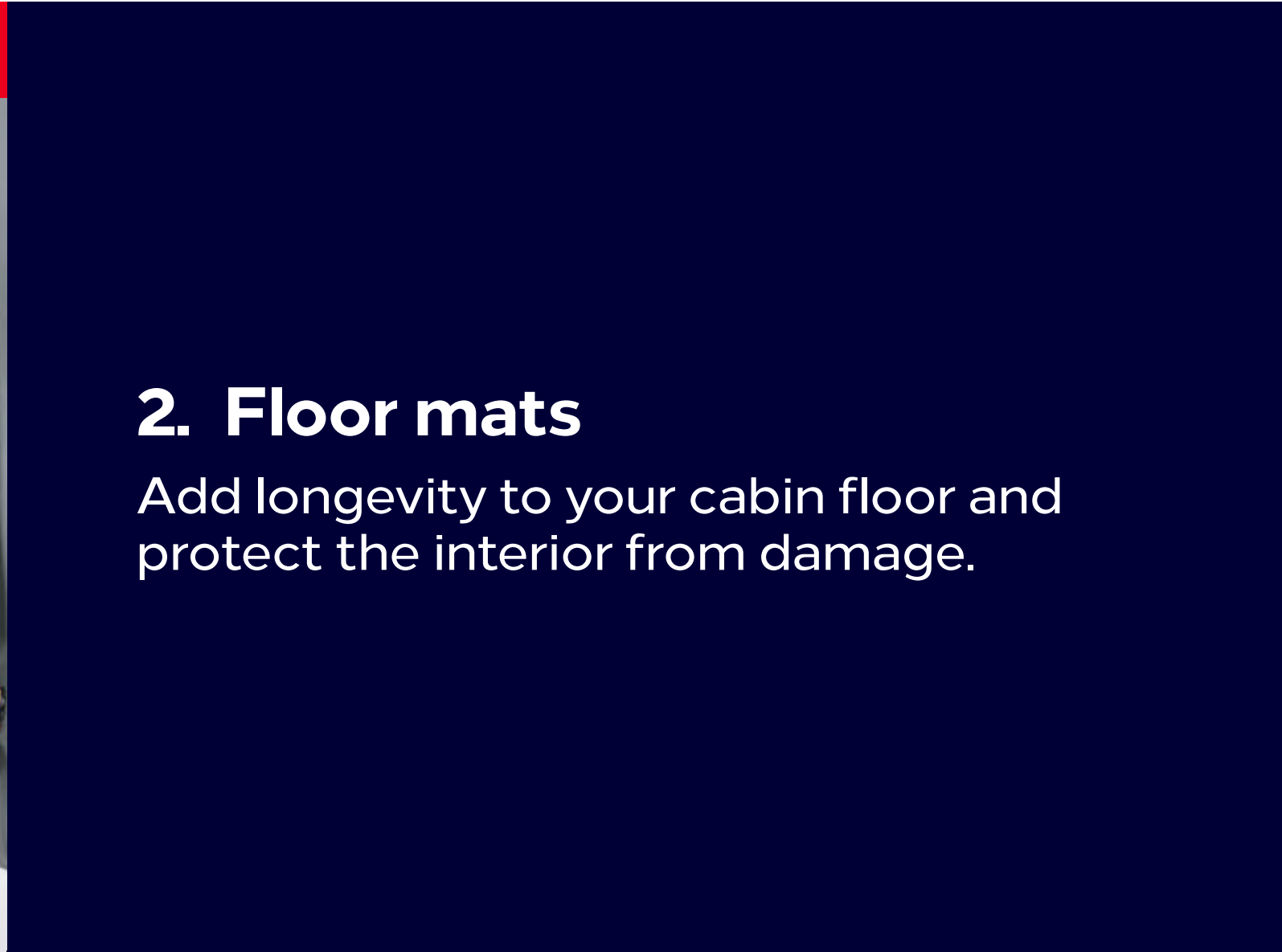
**Rear window grilles:**  
Help prevent theft while retaining visibility. Can also help avoid incidental damage by shifting loads.



1

### 1. Plywood load lining panels

Protect from interior damage, scratches, dents and rust.



### 2. Floor mats

Add longevity to your cabin floor and protect the interior from damage.



3

### 3. Roof rack systems

Choose from steel (illustrated) or lightweight aluminium.



### 1. Plywood load lining panels

Protect from interior damage, scratches, dents and rust.



2



### 3. Roof rack systems

Choose from steel (illustrated) or lightweight aluminium.

# Looks good, does great

Smart? Check. Versatile? Check.  
Electrified? Check. Tough enough  
to take your business further?  
Double check. The Combo Van's got  
it all – and the awards to prove it.



For more information call **0345 600 1500**

For Fleet enquiries call **0330 587 8222**

Discover the full Vauxhall range at **[vauxhall.co.uk](https://www.vauxhall.co.uk)**

**Join us online**

Some feature descriptions in this guide may refer to, and some illustrations may show, optional equipment not included in the standard delivery. The information contained in this brochure was accurate at the time of publication. We reserve the right to make changes in design and equipment. Please note that Vauxhall Retailers are not the agents of Vauxhall Motors Limited and are not authorised to bind Vauxhall Motors Limited by any specific or implied undertaking or representation. It is advisable to ensure that your motor insurance policy provides adequate cover for additional fitted options and accessories. The colours in this guide are only approximate actual colours. Illustrated optional equipment is available at extra charge. Availability, technical features and equipment provided on our vehicles can vary by model. For precise information on the equipment provided on our vehicles, please contact your local Vauxhall Retailer.



**VAUXHALL**