

SCUDO



FIAT
PROFESSIONAL



SCUDO >>>

SCUDO >>>

USCITA >>>

USCITA >>>



Platform cab

STANDARD

Start from the basics and build out the vehicle that fits your needs, with dimensions that work for you.



Panel van

STANDARD - MAXI

The choice of two dimensions to find the vehicle that helps you get the job done, without ever compromising.



Crew cab

STANDARD - MAXI

Get the flexibility and modularity to choose between more space for people or cargo, so you have the space you need to do what you want.

THE ART OF WORK

Fiat Professional knows that every worker takes immense **pride** in what they do. There is **an art, an expertise** connected to every job and profession. Our focus has always been **putting you in a vehicle** that makes your daily routine **more comfortable, enjoyable** and **efficient**. The all-new **E-Scudo** and **Scudo** are the latest vehicles in the **Fiat Professional family** that have been designed **to help you do more**, and most importantly **help you do your job better**.



01 DESIGNED TO BE SMART & SPACIOUS

Page 8

FROM 5.3 TO 6.6 M³ **CARGO VOLUME**
FULL BEV **WITHOUT COMPROMISING SPACE**
<1.9 M HEIGHT
FLEXIBLE **MAGIC CARGO** FEATURES



02 MADE FOR COMFORT & SAFETY

Page 20

14 SAFETY FEATURES INCLUDING 7 ADAS
IMPROVED SUSPENSION AND **DRIVER CENTRIC INTERIOR**



03 CREATED FOR YOUR MISSION & TO NEVER COMPROMISE

Page 34

BEV - TWO BATTERY SIZES
ICE - AUTOMATIC AND MANUAL TRANSMISSION
3 BODY TYPES
2 DIFFERENT VAN LENGTHS

FIAT
PROFESSIONAL

INTRODUCING THE ALL-NEW **E-SCUDO** AND **SCUDO** BY **FIAT PROFESSIONAL**.




The all-new Fiat Professional E-Scudo is a moving masterpiece helping you get things done. With the full range of BEV vehicles featuring a range of 205 miles, E-Scudo offers new mobility solutions aligned with the needs of today. E-Scudo delivers on the promise of vehicles that don't compromise: the same load capacity, same cargo volume, and two different battery pack configurations. The all-new E-Scudo, more space and less stress equals achieving more goals.



DESIGNED TO BE SMART & SPACIOUS.

SMART SOLUTIONS
FOR MORE ROOM.




Making things fit can be personal. Scudo knows how to make it easier. The intelligent Magic Cargo system allows you to take advantage of all the space available around the front passenger seat to fit longer items, like ladders, wood, PVC pipes and more. Thanks to the folding hatch under the passenger seat and the choice of two vehicle lengths, it is possible to extend the loading area up to 3.67m in the standard version, and reach a maximum of 4.02m in the Maxi version.



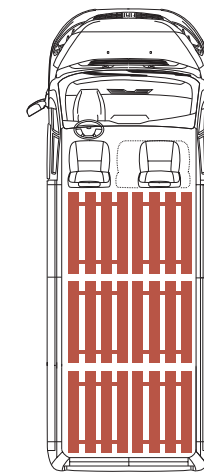


DESIGNED TO BE SMART & SPACIOUS.

ORGANISE BETTER,
MAKE WORK EASIER.



STANDARD



MAXI

Fiat Professional has studied what you need to work best. Scudo's spacious cargo area can hold two pallets in the standard version, and three pallets in the Maxi version, in both the full-electric or last generation diesel engine. This space gives you maximum confidence to know that you can do your job correctly.

DESIGNED TO BE SMART & SPACIOUS.

NEVER COMPROMISE
YOUR NEEDS.



Scudo is designed and organised to give smart, uncompromised flexibility every day. Whether in the full-electric version, or last generation diesel engines, Scudo offers up to 6.6 m³ of cargo capacity and a payload of up to 1400 kg. That amount of space guarantees you ample room to bring equipment, materials or cargo you need to take your work to the highest level.





DESIGNED TO BE SMART & SPACIOUS. MASTER YOUR DIMENSIONS.

Choose between two different Panel Van lengths to discover the van that gives you the space necessary to work better. Each one maintains the compact 1.9 m height and delivers on Fiat Professional's promise of knowing how to make your day easier, more productive and stress-free. Because getting to the job with everything you need is half the battle.

STANDARD



Length: 4.95 m
Cargo Vol.: 5.3 to 5.8 m³

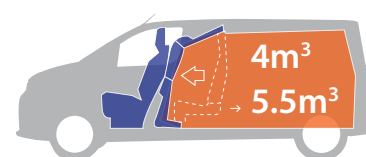

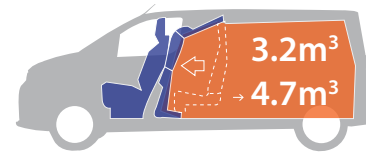
MAXI



Length: 5.3 m
Cargo Vol.: 6.1 to 6.6 m³

DESIGNED TO BE SMART & SPACIOUS.

MAKE THE DIFFERENCE,
DON'T SPLIT IT.



The Scudo Crew Cab is a masterpiece in flexibility. It is equipped with an ingenious system that quickly transforms seats into dividers, creating 1.5 m³ more cargo space. These smart systems are exactly what you need to rise to any occasion and adapt to any situation.





**MADE
FOR COMFORT
& SAFETY.**

IT'S TIME TO START ENJOYING
YOUR TIME ON THE ROAD.



Experience the comfort of driving a van that feels more like a car. Fiat Professional knows that there is nothing more important than being relaxed, focused, and comfortable while on the road. Thanks to a re-engineered front-end and three comfortable seats up front, the days of stiff handling, poor manoeuvrability and uncomfortable rides are over thanks to all-new Scudo and E-Scudo.

**MADE
FOR COMFORT
& SAFETY.**


OUR IDEA OF JOB SECURITY.



Staying safe on the road means that your business can continue to grow. The all-new Scudo and E-Scudo are available with 14 active and passive safety systems that can detect and help you avoid collisions or incidents... or simply to reduce stress! It's a peace of mind that works to help keep you focused on the job ahead.



MADE FOR COMFORT & SAFETY.



Rear-view Camera

Receive a clear, unobstructed view of the vehicle's rear while in reverse to facilitate parking or manoeuvres.



Traffic signal recognition

By using the Lane Control camera, the system recognises speed limit and no overtaking signs and shows them on the instrument display.



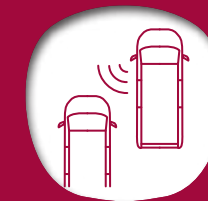
Forward collision warning and AEB Control

Receive alerts when the system scans and detects vehicles or pedestrians in its driving path to avoid collisions.




Lane Departure Warning

Thanks to a front-mounted camera that monitors lane lines, receive alerts when the vehicle unintentionally drifts out of its lane.



Side Blind-Spot Alert

Rear-mounted sensors detect vehicles even when the driver can't see them, sending audible and visual alerts to the driver.



Grip Control

The exclusive systems deliver maximum traction at all times and on any road condition. Choose between 5 different settings.



Automatic Emergency Brake

When an immediate collision is detected, this system automatically applies brakes to avoid or mitigate a possible accident.

MADE FOR COMFORT & SAFETY.

KEEP YOUR SURROUNDINGS
IN CHECK.



Despite its compact dimensions making manoeuvring easier, Scudo and E-Scudo feature innovative solutions to keep you in control of what's happening around your vehicle. The Rear-view camera features a full-colour display and 180° image of the vehicle's rear to make backing in or out easier than ever before.





MADE FOR COMFORT & SAFETY.

BEING CONNECTED
IS YOUR BUSINESS.



Stay safely connected to your phone thanks to the 7" colour touch display and integrated navigator that shows you petrol stations, car parks, local weather, and allows an easy search for points of interest. The infotainment system includes Apple CarPlay and Android Auto™, the DAB tuner, and steering wheel controls.



**MADE
FOR COMFORT
& SAFETY.**

THE SPACE TO GET
THINGS DONE.



Transform any moment when you aren't on the road into an opportunity to relax, work or enjoy the feeling of a job well-done. Thanks to a smart and easy to organise interior, quickly create a comfortable office setting and make sure you never miss an opportunity to accomplish another task.

MADE FOR COMFORT & SAFETY.

KEEP YOUR DAY
RUNNING SMOOTH.

Every road and job is different, and now you can count on Scudo and E-Scudo to make sure that the journey to get there is always smooth. Its compact design and dimensions, combined with four independent wheel suspensions (reinforced McPherson front axle with anti-roll bar and oblique wishbone trailing arms for the rear axle), delivers a car-like feel with the capability of a work vehicle you can trust.





Motor: The Synchronous electric motor with permanent magnet is capable of 136 hp, 260 Nm of peak torque and a maximum speed of 80 mph.

*Fuel economy and CO₂ results for the Fiat Professional E-Scudo Mpg (l/100km): Not applicable CO₂ emissions: 0 g/km Electric range: WLTP City cycle 142 to 205 miles for E-Scudo. These figures were obtained after the battery had been fully charged. The E-Scudo is a battery electric vehicle requiring mains electricity for charging. Figures shown are for comparability purposes. Only compare fuel consumption, CO₂ and electric range figures with other vehicles tested to the same technical procedures. Values may not reflect real life driving results, which will depend upon a number of factors including the starting charge of the battery, accessories fitted (post-registration), variations in weather, driving styles and vehicle load.

Battery: Choose between two battery sizes: 50 kWh and 75 kWh. The 50 kWh battery achieves a range of up to 142 miles* while the 75 kWh delivers up to 205 miles* WLTP cycle.

CREATED FOR YOUR MISSION & TO NEVER COMPROMISE

NEW DRIVE, UNCOMPROMISED CAPABILITY.

50 kWh

The standard battery allows you to reach a maximum speed of 80 mph and a torque of 260 Nm. The 50 kWh battery achieves a maximum range of up to 142 miles* and provides four different charging powers.

75 kWh

At the same speed and maximum torque, the 75 kWh battery allows you to achieve a maximum range of up to 205 miles*. The recharge time also varies, according to the four power levels provided.

* Values refer to WLTP combined cycle. For full information, please see bottom of page.

CREATED
FOR YOUR MISSION
& TO NEVER COMPROMISE
GO THE DISTANCE, EVERY TIME.



Both battery configurations allow for multiple charging options. Depending on access to more powerful outlets, E-Scudo can charge from 1.8kW to 11 kW. Thanks to DC Fast charging up to 100 kW the 50 kWh battery can reach up to 80% charge in approximately 30 minutes, and the 75 kWh battery in approximately 45 minutes. Less down time, means getting the job done faster.





CREATED FOR YOUR MISSION & TO NEVER COMPROMISE

POWERED BY A PASSION FOR WORK.

Scudo Multijet

The internal combustion engine version of the new Scudo offers four top-of-the-range engines that stand out for their efficiency and performance.

	100 MULTIJET ₃	120 MULTIJET ₃	145 MULTIJET ₃	145 MULTIJET ₃ AUTOMATIC GEARBOX	180 MULTIJET ₃
Displacement	1499 cm ³	1499 cm ³	1997 cm ³	1997 cm ³	1997 cm ³
N° of cylinders, layout	4, in line				
Fuel System	Electronically controlled Common Rail Multijet ₃ direct injection with variable geometry turbocharger and intercooler				
Power and torque	102 hp (75kW) at 3500 rpm 270 nm at 1600 rpm	120 hp (88kW) at 3500 rpm 270 nm at 1750 rpm	145 hp (106kW) at 3750 rpm 340 nm at 2000 rpm	145 hp (106kW) at 3750 rpm 370 nm at 2000 rpm	177 hp (130kW) at 3750 rpm 400 nm at 2000 rpm
Emission Level	Euro 6D-Final				
Engine Coupling and Gears	Dry single plate clutch with hydraulic release device Manual 6+R			Torque converter, with electronic electro-hydraulic control system. Automatic 8+R	

* Fuel economy and CO₂ results for the Fiat Professional Scudo range in mpg (l/100km) (combined): 46.3 (6) – 35.3 (8). CO₂ emissions 162g/km – 210g/km. Figures shown are for comparability purposes; only compare fuel consumption and CO₂ figures with other vehicles tested to the same technical procedures. These figures may not reflect real life driving results, which will depend upon a number of factors including the accessories fitted (post-registration), variations in weather, driving styles and vehicle load.

CREATED
FOR YOUR MISSION
& TO NEVER COMPROMISE
SMART SOLUTIONS FOR MORE ROOM.



Fiat Professional Scudo and E-Scudo are designed specifically for modern day missions. From courier services to construction, chauffeurs to artisans, Scudo is equipped with smart solutions and features to offer maximum flexibility for your job.



CREATED
FOR YOUR MISSION
& TO NEVER COMPROMISE
ONLY DELIVER SOLUTIONS.

Transform Scudo into a vehicle that makes a difference. The wide range of accessories and build out features allows you the freedom to create the Work van that is right for your line of work.

CREATED
FOR YOUR MISSION
& TO NEVER COMPROMISE
YOUR BUSINESS, INSIDE AND OUT.



Dark Grey Fabric

COLOURS

Dark Grey



Black



Grey



White





CREATED
FOR YOUR MISSION
& TO NEVER COMPROMISE
PUT YOUR BEST FOOT FORWARD.

HUB CAPS



16"
Opt. 1M0/1M1



17"
Opt. 1M2

WHEEL



16" Full Wheel Cover
Opt. 1M4/1M5



17" Full Wheel Cover
Opt. 1M8/1M9



17" Alloy Wheel
Opt. 1MA/1MB



17" Alloy Wheel
Opt. 1MC



www.fiatprofessional.com/uk

FIAT
PROFESSIONAL

This online brochure is property of FCA Italy a subsidiary of Stellantis N.V. FCA Italy makes every effort to ensure that the information, product illustrations and specifications displayed in this online brochure is accurate and up to date and reserves the right to make changes from time to time without notice in prices, specifications, colours, materials, and to change or discontinue models, which are considered necessary to the purpose of product improvement or for reasons of design and or marketing. Trims and their optionals may vary due to specific market or legal requirements. Some equipments described and/or illustrated in this online brochure are optional. The images are purely indicative. For more details/information please visit Fiat official website. Fiat Professional® is a registered trademark of FCA US LLC a subsidiary of Stellantis N.V. Fiat Professional 04.3.4178.52 - S - 04/2022